

 2018
File Name

NADDI2018Evaluation.sav

Case Quantity

20

 internal.interviewer
Type

Text

Valid	Invalid
20	0

 internal.location
Type

Text

Valid	Invalid
20	0

 internal.created
Type

Date/Time (Date)

Valid	Invalid	Minimum	Maximum	Mean	StdDev
20	0	13744820672	13744829427	137448276...	3258.01

 internal.created.date
Type

Date/Time (Date)

Valid	Invalid	Minimum	Maximum	Mean	StdDev
-------	---------	---------	---------	------	--------

20	0	13742265600	13742265600	13742265600	0
----	---	-------------	-------------	-------------	---

internal.created.time

Type

Date/Time (Date)

Valid	Invalid	Minimum	Maximum	Mean	StdDev
20	0	49472	58227	56409.8	3258.01

internal.created.weekday

Value	Label	Frequency	%
5	Friday	20	100.0%

Valid	Invalid	Minimum	Maximum	Mean	StdDev
20	0	5	5	5	0

internal.completed

Type

Date/Time (Date)

Valid	Invalid	Minimum	Maximum	Mean	StdDev
6	14	13744821459	13747512635	137461583...	1463631.07

internal.completed.date

Type

Date/Time (Date)

Valid	Invalid	Minimum	Maximum	Mean	StdDev
6	14	13742265600	13742352000	13742308800	47323.23

internal.completed.time

Type

Date/Time (Date)

Valid	Invalid	Minimum	Maximum	Mean	StdDev
6	14	8342	63035	47986.33	20269.34

internal.completed.weekday

Value	Label	Frequency	%
NaN		14	70.0%
5	Friday	3	15.0%
6	Saturday	3	15.0%

Valid	Invalid	Minimum	Maximum	Mean	StdDev
6	14	5	6	5.5	0.55

internal.cancelled

Type

Date/Time (Date)

Valid	Invalid
0	20

internal.cancelled.date

Type

Date/Time (Date)

Valid	Invalid
0	20

internal.cancelled.time

Type

Date/Time (Date)

Valid	Invalid
0	20



Value	Label	Frequency	%
NaN		20	100.0%


Valid	Invalid
0	20


Label

Please indicate the reason that DDI/NADDI most interests you.

Value	Label	Frequency	%
NaN		1	5.0%
1	Research use	6	30.0%
2	Tool development/ programming	9	45.0%
3	Libraries/ archiving	4	20.0%

Valid	Invalid	Minimum	Maximum	Mean	StdDev
19	1	1	3	1.89	0.74


Label

Please indicate the reason that DDI/NADDI most interests you - other, please specify

Type

Text

Valid	Invalid
20	0


Label

Please indicate your primary designation/role:

Value	Label	Frequency	%
-------	-------	-----------	---

NaN		1	5.0%
1	Faculty/ academic	4	20.0%
2	Student	1	5.0%
3	Research staff/ support	8	40.0%
4	Private sector	5	25.0%
5	Other	1	5.0%

Valid	Invalid	Minimum	Maximum	Mean	StdDev
19	1	1	5	2.89	1.2

demo_role_text

Label

Please indicate your primary designation/role - other, please specify

Type

Text

Valid	Invalid
20	0

demo_attended

Label

Have you attended a NADDI conference previously?

Value	Label	Frequency	%
NaN		1	5.0%
1	Yes	11	55.0%
2	No	8	40.0%

Valid	Invalid	Minimum	Maximum	Mean	StdDev
19	1	1	2	1.42	0.51

demo_learned_naddi

Label

Where did you first hear about NADDI?

Value	Label	Frequency	%
NaN		1	5.0%
1	Word of mouth	7	35.0%
2	Website (i.e., NADDI, DDI Alliance, IASSIST, etc)	4	20.0%
3	List serv (i.e., NADDI, DDI Alliance, IASSIST, etc)	6	30.0%
4	Other	2	10.0%

Valid	Invalid	Minimum	Maximum	Mean	StdDev
19	1	1	4	2.16	1.07

demo_learned_naddi_text

Label

Where did you first hear about NADDI? - other, please specify

Type

Text

Valid	Invalid
20	0

location

Label

Location of the conference?

Value	Label	Frequency	%
NaN		1	5.0%
4	Satisfied	10	50.0%
5	Very Satisfied	9	45.0%

Valid	Invalid	Minimum	Maximum	Mean	StdDev
19	1	4	5	4.47	0.51

facilities

Label

Conference facilities?

Value	Label	Frequency	%
NaN		1	5.0%
2	Dissatisfied	1	5.0%
3	Neutral	1	5.0%
4	Satisfied	8	40.0%
5	Very Satisfied	9	45.0%

Valid	Invalid	Minimum	Maximum	Mean	StdDev
19	1	2	5	4.32	0.82

 food
Label

Food options?

Value	Label	Frequency	%
NaN		1	5.0%
2	Dissatisfied	1	5.0%
3	Neutral	2	10.0%
4	Satisfied	4	20.0%
5	Very Satisfied	12	60.0%

Valid	Invalid	Minimum	Maximum	Mean	StdDev
19	1	2	5	4.42	0.9

 registration
Label

Registration and check-in?

Value	Label	Frequency	%
NaN		1	5.0%
3	Neutral	2	10.0%
4	Satisfied	7	35.0%
5	Very Satisfied	10	50.0%

Valid	Invalid	Minimum	Maximum	Mean	StdDev
-------	---------	---------	---------	------	--------

19	1	3	5	4.42	0.69
----	---	---	---	------	------

content

Label

Conference content?

Value	Label	Frequency	%
NaN		1	5.0%
4	Satisfied	10	50.0%
5	Very Satisfied	9	45.0%

Valid	Invalid	Minimum	Maximum	Mean	StdDev
19	1	4	5	4.47	0.51

future_topics

Label

What topics would you like to see addressed in future NADDI conferences?

Type

Text

Valid	Invalid
20	0

wed_longitudinal

Label

Longitudinal research center in a box

Value	Label	Frequency	%
NaN		3	15.0%
0	Did Not Attend	7	35.0%
2	Somewhat Dissatisfied	1	5.0%
4	Somewhat Satisfied	3	15.0%
5	Very Satisfied	6	30.0%

Valid	Invalid	Minimum	Maximum	Mean	StdDev

17	3	0	5	2.59	2.35
----	---	---	---	------	------

wed_longitudinal_comments

Label

Comments on Longitudinal research center in a box

Type

Text

Valid	Invalid
20	0

wed_colectica

Label

Document Questionnaires and Datasets with DDI: A Hands-On Introduction with Colectica

Value	Label	Frequency	%
NaN		2	10.0%
0	Did Not Attend	5	25.0%
3	Neutral	2	10.0%
4	Somewhat Satisfied	2	10.0%
5	Very Satisfied	9	45.0%

Valid	Invalid	Minimum	Maximum	Mean	StdDev
18	2	0	5	3.28	2.19

wed_colectica_comments

Label

Comments on Document Questionnaires and Datasets with DDI: A Hands-On Introduction with Colectica

Type

Text


Valid	Invalid
20	0


 thu_keynote
Label

Keynote Panel: John Abowd, Robert Groves, John Thompson, and Maggie Levenstein

Value	Label	Frequency	%
NaN		5	25.0%
0	Did Not Attend	1	5.0%
4	Somewhat Satisfied	3	15.0%
5	Very Satisfied	11	55.0%


Valid	Invalid	Minimum	Maximum	Mean	StdDev
15	5	0	5	4.47	1.3


 thu_ce
Label

Implementing DDI to Document the Consumer Expenditure Surveys

Value	Label	Frequency	%
NaN		5	25.0%
0	Did Not Attend	3	15.0%
4	Somewhat Satisfied	6	30.0%
5	Very Satisfied	6	30.0%

Valid	Invalid	Minimum	Maximum	Mean	StdDev
15	5	0	5	3.6	1.92


 thu_ddi_nz
Label

Using DDI to drive data governance in the 21st century

Value	Label	Frequency	%
NaN		5	25.0%
0	Did Not Attend	2	10.0%
4	Somewhat Satisfied	10	50.0%
5	Very Satisfied	3	15.0%

Valid	Invalid	Minimum	Maximum	Mean	StdDev
15	5	0	5	3.67	1.54


Label

Moving from Compliance to Reproducibility: Metadata for Supplementary Research Collections

Value	Label	Frequency	%
NaN		5	25.0%
0	Did Not Attend	2	10.0%
3	Neutral	1	5.0%
4	Somewhat Satisfied	4	20.0%
5	Very Satisfied	8	40.0%

Valid	Invalid	Minimum	Maximum	Mean	StdDev
15	5	0	5	3.93	1.71


Label

Leveraging metadata, DDI + other standards to implement data as a service at Statistics Canada

Value	Label	Frequency	%
NaN		5	25.0%
0	Did Not Attend	2	10.0%
3	Neutral	1	5.0%
4	Somewhat Satisfied	6	30.0%
5	Very Satisfied	6	30.0%

Valid	Invalid	Minimum	Maximum	Mean	StdDev
15	5	0	5	3.8	1.66


Label

Poster Session

Value	Label	Frequency	%
NaN		6	30.0%
0	Did Not Attend	4	20.0%
2	Somewhat Dissatisfied	2	10.0%
3	Neutral	1	5.0%
4	Somewhat Satisfied	3	15.0%
5	Very Satisfied	4	20.0%

Valid	Invalid	Minimum	Maximum	Mean	StdDev
14	6	0	5	2.79	2.08

thu_fed_standards

Label

Panel: Work to develop common standards for metadata across federal statistical agencies

Value	Label	Frequency	%
NaN		5	25.0%
0	Did Not Attend	2	10.0%
3	Neutral	2	10.0%
4	Somewhat Satisfied	3	15.0%
5	Very Satisfied	8	40.0%

Valid	Invalid	Minimum	Maximum	Mean	StdDev
15	5	0	5	3.87	1.73

thu_colectica

Label

Documenting and Publishing Statistical Data with Colectica and DDI

Value	Label	Frequency	%
NaN		5	25.0%
0	Did Not Attend	1	5.0%
3	Neutral	1	5.0%
4	Somewhat Satisfied	2	10.0%
5	Very Satisfied	11	55.0%

Valid	Invalid	Minimum	Maximum	Mean	StdDev
15	5	0	5	4.4	1.35

thu_questionnaires

Label

Blaise and Colectica - Building on Metadata Standards

Value	Label	Frequency	%
NaN		5	25.0%
0	Did Not Attend	1	5.0%
3	Neutral	1	5.0%
4	Somewhat Satisfied	4	20.0%
5	Very Satisfied	9	45.0%

Valid	Invalid	Minimum	Maximum	Mean	StdDev
15	5	0	5	4.27	1.33

thu_worldbank

Label

Using DDI to build open source solutions for curation and dissemination of microdata: World Bank Tools and experience

Value	Label	Frequency	%
NaN		5	25.0%
0	Did Not Attend	1	5.0%
4	Somewhat Satisfied	4	20.0%
5	Very Satisfied	10	50.0%

Valid	Invalid	Minimum	Maximum	Mean	StdDev
15	5	0	5	4.4	1.3

fri_opencba

Label

OpenCBA - a step towards management metadata and paradata

Value	Label	Frequency	%
NaN		13	65.0%
0	Did Not Attend	1	5.0%
3	Neutral	1	5.0%
4	Somewhat Satisfied	3	15.0%
5	Very Satisfied	2	10.0%

Valid	Invalid	Minimum	Maximum	Mean	StdDev
7	13	0	5	3.57	1.72

 fri_ricochet

Label

Ricochet: Developing standards around biomedical reproducibility

Value	Label	Frequency	%
NaN		13	65.0%
0	Did Not Attend	1	5.0%
3	Neutral	1	5.0%
4	Somewhat Satisfied	2	10.0%
5	Very Satisfied	3	15.0%

Valid	Invalid	Minimum	Maximum	Mean	StdDev
7	13	0	5	3.71	1.8

 fri_admin

Label

Discovering and using administrative data

Value	Label	Frequency	%
NaN		13	65.0%
0	Did Not Attend	1	5.0%
3	Neutral	1	5.0%
4	Somewhat Satisfied	2	10.0%
5	Very Satisfied	3	15.0%


Valid	Invalid	Minimum	Maximum	Mean	StdDev
7	13	0	5	3.71	1.8

 fri_roper
Label

Improving Roper@Cornell: DDI as a foundation

Value	Label	Frequency	%
NaN		13	65.0%
0	Did Not Attend	1	5.0%
3	Neutral	1	5.0%
4	Somewhat Satisfied	1	5.0%
5	Very Satisfied	4	20.0%


Valid	Invalid	Minimum	Maximum	Mean	StdDev
7	13	0	5	3.86	1.86

 fri_icpsr
Label

Enhancing ICPSR metadata with DDI-Lifecycle

Value	Label	Frequency	%
NaN		13	65.0%
0	Did Not Attend	1	5.0%
4	Somewhat Satisfied	3	15.0%
5	Very Satisfied	3	15.0%

Valid	Invalid	Minimum	Maximum	Mean	StdDev
7	13	0	5	3.86	1.77

 fri_nz_record
Label

A role for DDI in management of data as a record

Value	Label	Frequency	%
-------	-------	-----------	---

NaN		13	65.0%
0	Did Not Attend	1	5.0%
4	Somewhat Satisfied	2	10.0%
5	Very Satisfied	4	20.0%

Valid	Invalid	Minimum	Maximum	Mean	StdDev
7	13	0	5	4	1.83

fri_c2metadata

Label

C2Metadata: Continuous Capture of Metadata

Value	Label	Frequency	%
NaN		13	65.0%
0	Did Not Attend	1	5.0%
4	Somewhat Satisfied	2	10.0%
5	Very Satisfied	4	20.0%

Valid	Invalid	Minimum	Maximum	Mean	StdDev
7	13	0	5	4	1.83

fri_wlt

Label

DDI: Where we've been, where we're going

Value	Label	Frequency	%
NaN		14	70.0%
0	Did Not Attend	1	5.0%
4	Somewhat Satisfied	2	10.0%
5	Very Satisfied	3	15.0%

Valid	Invalid	Minimum	Maximum	Mean	StdDev
6	14	0	5	3.83	1.94

 fri_ddi41
Label

A Sample Codebook in DDI4 XML

Value	Label	Frequency	%
NaN		14	70.0%
0	Did Not Attend	1	5.0%
1	Very Dissatisfied	1	5.0%
2	Somewhat Dissatisfied	1	5.0%
4	Somewhat Satisfied	2	10.0%
5	Very Satisfied	1	5.0%

Valid	Invalid	Minimum	Maximum	Mean	StdDev
6	14	0	5	2.67	1.97

 fri_ddi42
Label

The DDI4 Collections Pattern

Value	Label	Frequency	%
NaN		14	70.0%
0	Did Not Attend	1	5.0%
2	Somewhat Dissatisfied	1	5.0%
3	Neutral	1	5.0%
4	Somewhat Satisfied	2	10.0%
5	Very Satisfied	1	5.0%

Valid	Invalid	Minimum	Maximum	Mean	StdDev
6	14	0	5	3	1.79

 good_value
Label

Do you feel that the NADDI conference was a good value?

Value	Label	Frequency	%
-------	-------	-----------	---

NaN		15	75.0%
1	Yes	4	20.0%
2	No	1	5.0%

Valid	Invalid	Minimum	Maximum	Mean	StdDev
5	15	1	2	1.2	0.45

**Label**

How likely is it that you would recommend the NADDI conference to a colleague?

Value	Label	Frequency	%
NaN		17	85.0%
10	10	3	15.0%

Valid	Invalid	Minimum	Maximum	Mean	StdDev
3	17	10	10	10	0

**Label**

Do you have any other suggestions for the future of this conference?

Type

Text

Valid	Invalid
20	0